



YOUR DATA, ANYTIME ANYWHERE!



Business Intelligence



Design Reports & Statistics







Data Access

**BUSINESS INTELLIGENCE**



THE TOTAL SOLUTION SYSTEM FOR YOUR BUSINESS

# CONTENTS

-  Introduction To Business Intelligence.....2
-  Data Transformation.....3
-  Data Analysis.....4
-  Data Delivery.....5



Bi-Lingual  
Arabic / English



## BUSINESS INTELLIGENCE

"Your Data, Anytime Anywhere !"

**Optimum Business Intelligence** provides the most user-friendly mechanism to transform, access, analyze and present your business data in the most stunning way.

It helps users to turn complex data into actionable insights that can be easily understood. Users can connect virtually to any **Optimum** ERP data, both in the cloud or the local server.

They can also analyze the data and share insights on the web or on mobile devices. Users can generate and share rich and interactive reports to visualize and analyze your data.

### Why Optimum?

#### Product Specific:

- Transform Your Data
- Access Any Data
- Deliver Insights Anywhere
- Modernize Enterprise Reporting
- Create Interactive Reports
- Pivot Reporting
- Electronic Alerts

#### Product General:

- In-Built Document Workflow
- Unlimited Workflow Levels
- Bi-Lingual Arabic/English
- Powerful Security Control
- Fully Integrated ERP

### Technologies:

- Intranet / Internet based
- Accessible Through Any Browser
- ASP.NET & C# Development Tools
- Microsoft SQL Database
- Mobile Application

### Business Intelligence Functionalities:

- Data Transformation
- Data Analysis
- Data Delivery



Data Access



Creating Reports



## DATA TRANSFORMATION

**Business Intelligence Reports** begins with collecting data for analysis. The data might be residing in the system, but it has to be accessed and presented in the form of reports.

### Unique Features

#### Product Specific:

- Transform data from SQL
- Create Your Own Reports
- Create Your Own Graphs
- Prepare Statistical Data
- Extract to Multiple Formats
- Save Reports in Optimum

#### Product General:

- Business Intelligence Reporting
- In-Built Document Workflow
- Bi-Lingual Arabic/English
- Powerful Security Control
- Fully Integrated ERP

**Data Transformation** provides the functionality to access the system and extract reports based on various parameters as and when required.

### Technologies:

- Intranet / Internet based
- Accessible Through Any Browser
- ASP.NET & C# Development Tools
- Microsoft SQL Database
- Mobile Application

### Data Transformation Functionalities:

- Authorized access to the system
- Access through MS Excel on a set of fields authorized to the user to view it, according to the company, branch or department.
- Add more parameters in MS Excel
- Extract statistical reports as and when needed



C#

C# Development  
Tool



Bi-Lingual  
Arabic / English





C# Development Tool



Document Attachment

## DATA ANALYSIS

**Data analysis** is the process in which information is gleaned out of a collection of data. Apart from presenting facts and figures, the analysis projects insights into the trends and tendencies, potentials and possibilities.

### Unique Features

#### Product Specific:

- Extract Reports For Analysis
- Create Analytical Comparison
- Analysis based on Financial Data
- Analysis based on Statistical Data
- Save Analysis for Future
- Save Reports in Optimum

#### Product General:

- Business Intelligence Reporting
- In-Built Document Workflow
- Bi-Lingual Arabic/English
- Powerful Security Control
- Fully Integrated ERP

### Business Intelligence Reports

provides the functionality to extract reports periodically

### Technologies:

- Intranet / Internet based
- Accessible Through Any Browser
- ASP.NET & C# Development Tools
- Microsoft SQL Database
- Mobile Application

### Data analysis Functionalities:

- Authorized access to the system
- Access through MS Excel on a set of fields authorized to the user to view it, according to the company, branch or department
- Design reports and statistics as needed
- Save the reports for future use and just refresh the data or change the report parameters to generate and update the reports

## DATA DELIVERY

Presenting the results of the data analysis to the end-users is the crucial part of **Business Intelligence Reporting**. The decision-makers base their decisions on these finding and projections.

### Unique Features

#### Product Specific:

- Schedule Data Delivery
- Deliver Reports Periodically
- Save Reports In Optimum
- Deliver Electronically
- Auto Delivery Update
- Easy Interface

#### Product General:

- Supports Document Attachment
- In-Built Document Workflow
- Posting Alerts (Emails, SMS..)
- Powerful Security Control

### Business Intelligence Reporting

provides the functionality to create reports within **Optimum**.

### Technologies:

- Intranet / Internet based
- Accessible Through Any Browser
- ASP.NET & C# Development Tools
- Microsoft SQL Database
- Mobile Application

### Data Delivery Functionalities:

- Authorized access to the system
- Access through MS Excel on a set of fields authorized to the user to view it, according to the company, branch and department.
- Design reports based on various parameters as needed
- User permissions for the created report
- Print the report as part of the system reports




Design Reports & Statistics



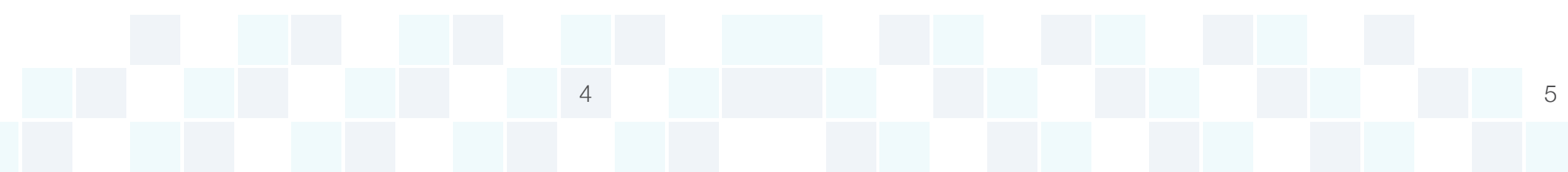
Save Reports In Optimum

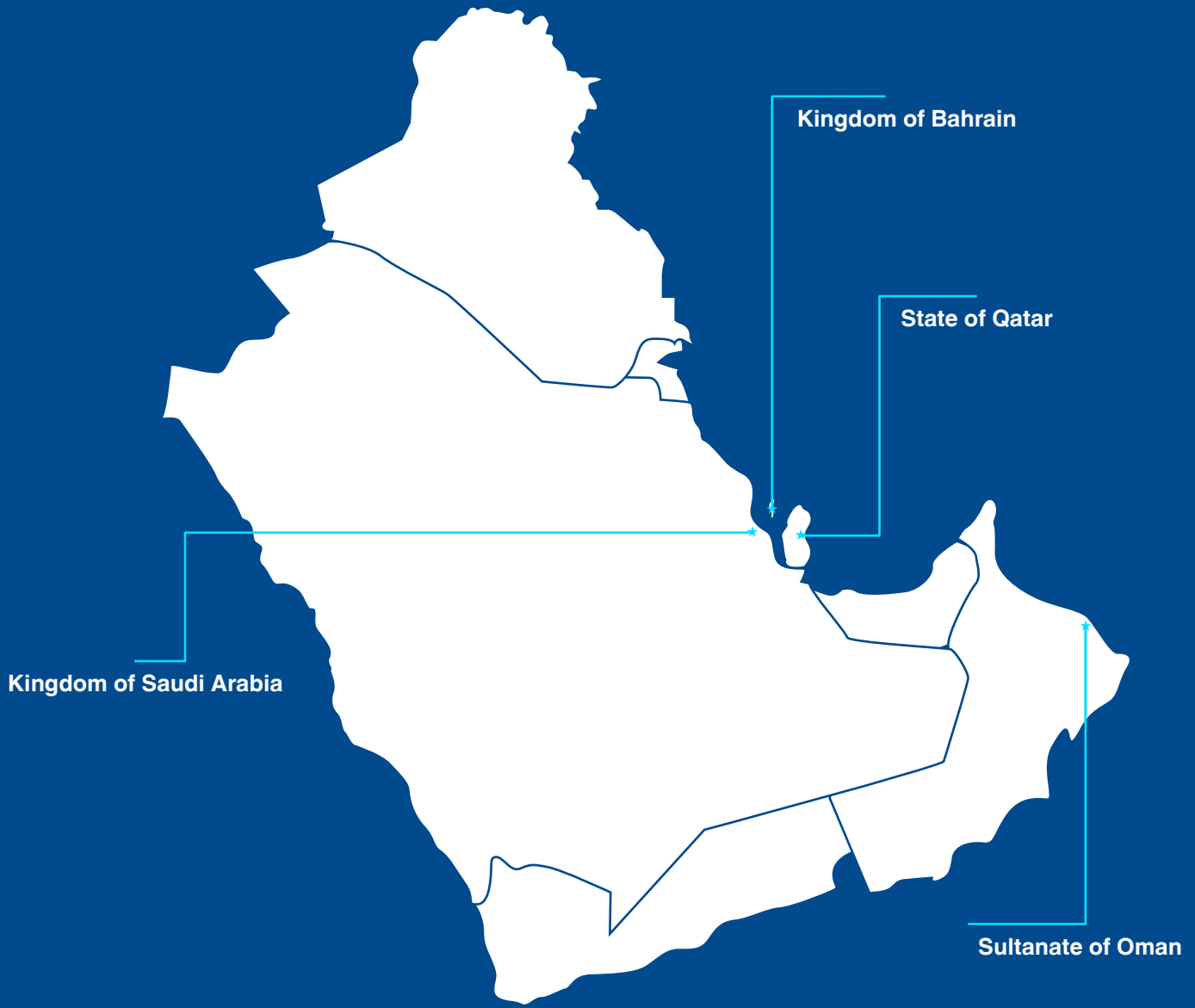


Microsoft SQL Database



Print System Reports





## REGIONAL OFFICES

### BAHRAIN

P.O. Box 2949  
 Manama, Kingdom of Bahrain  
 Tel. +973 1729 7227  
[amthaladmin@al-amthal.com](mailto:amthaladmin@al-amthal.com)

### QATAR

P.O. Box 31122  
 Doha, State of Qatar  
 Tel. +974 4450 3659  
[amthaldoha@al-amthal.com](mailto:amthaldoha@al-amthal.com)

### SAUDI ARABIA

P.O. Box 3674  
 Al Khobar, Kingdom of Saudi Arabia  
 Tel. +966 5357 6606 0  
[khaleeji@al-amthal.com](mailto:khaleeji@al-amthal.com)

### OMAN

P.O. Box 1801  
 Muscat, Sultanate of Oman  
 Tel. +968 2447 2223/4  
[amthaloman@al-amthal.com](mailto:amthaloman@al-amthal.com)

